



# Pneumatic accessories

Version: 06-2012

## PVC fiber hose

TÜV certificated

Flexible, pressure resistant, abrasion-proofed standard hose for a huge range of applications in industry, mechanical engineering, crafts, artisanry and laboratories.

- chemically resistant for all gasiform and liquid media
- UV resistant, KTW approval, food safe
- If used for flowing oil, the contained softener will be detracted and the hose will loose its UV resistance and will become brittle.
- corrosion-free at flow with normal pressure
- non-ageing and indefinitely storable



**50 m Tubes**, Operating temperature max. 60° C

Ø extern.	Ø intern.	max. operating press.				Article	Order-number
		for air/gases		for liquids			
		20° C	40° C	20° C	40° C		
10	4	16.0	11	24	17	1901	XA3.250.006
12	6	15.0	11	23	17	1902	XA3.250.001
14	8	14.0	10	22	16	1903	XA3.250.007
15	9	13.0	9	19	14	1904	XA3.250.002
16	10	11.5	8	17	12	1905	XA3.250.008
21	12	10.0	7	15	11	1906	XA3.250.009
20	13	9.0	7	13	9	19061	XA3.250.010
26	16	9.5	7	14	10	1907	XA3.250.011
29	19	8.0	6	12	9	1908	XA3.250.012
37	25	6.0	4	9	7	1909	XA3.250.013

We reserve the right to make changes which are in the interest of technical progress.

© by WMA Schmidt & Bittner GmbH, Baumwaide 23, D-74360 Illfeld-Auenstein, Tel. +49 7062 9066-0, Fax +49 7062 9066-20  
info@wma-sb.de or wma-sb@t-online.de, <http://www.wma-sb.de>

Pneumatic/Hose+seal-1



# Pneumatic accessories

Version: 06-2012

## Plug-in hose

For all standard applications in industry



**Body:** inner tube made of synthesized rubber. Reinforcement by interlining fabric. Oil- and weatherproofed outer layer made of synthesized rubber in black, green, blue or red.


**Stability:** Resistant against hydraulic fluids based on mineral oil, lubricant, coolant solution, antifreezer, air, water, oil-in-water emulsion and other materials.

**Temperature range:** -40° C to +100° C

Air max. +70° C

Water max. +85° C

**Limitations:** Do not use for pressure air-break installations, for inflammable gases and for hydraulic lines with dynamic pressurizing. Not adapted for use in thyristor controls. Not recommended for fuels.



Ø extern.	Ø intern.	max. operat.- press.	min. burst. press.	min. bend radius	weight kg/m	Article	Order-number			
							black	green	blue	red
12.7	6.3	24	97	65	0.13	8314	XA3.260.000	XA3.260.031	XA3.260.032	XA3.260.033
15.9	9.5	20	83	75	0.16	8316	XA3.260.002	XA3.260.008	XA3.260.023	XA3.260.010
19.8	12.7	20	83	130	0.27	8318	XA3.260.024	XA3.260.021	XA3.260.019	XA3.260.020
23.0	15.9	20	83	150	0.28	83110	XA3.260.026	XA3.260.034	XA3.260.035	XA3.260.036
26.2	19.1	20	83	180	0.36	83112	XA3.260.030	XA3.260.037	XA3.260.038	XA3.260.039

## Hose clamps

Chrome steel W2 (1.4016); also available in stainless steel 1.4401!



**Screw thread hose clamp, Width 9 mm, Hexagon screw SW7**

Clamping range	Article	Order-number
8 – 12 mm	158A	XA3.130.009
10 – 16 mm	158B	XA3.130.000
12 – 20 mm	158C	XA3.130.007
16 – 25 mm	158D	XA3.130.001
20 – 32 mm	158E	XA3.130.002
25 – 40 mm	158G	XA3.130.003
32 – 50 mm	158J	XA3.130.010
40 – 60 mm	158K	XA3.130.004
50 – 70 mm	158L	XA3.130.008
60 – 80 mm	158M	XA3.130.011
70 – 90 mm	158N	XA3.130.012
80 – 100 mm	158P	XA3.130.013
90 – 110 mm	158R	XA3.130.014

We reserve the right to make changes which are in the interest of technical progress.

© by WMA Schmidt & Bittner GmbH, Baumwaide 23, D-74360 Illfeld-Auenstein, Tel. +49 7062 9066-0, Fax +49 7062 9066-20

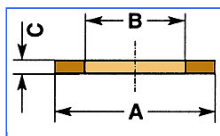
info@wma-sb.de or wma-sb@t-online.de, http://www.wma-sb.de

Pneumatic/Hose+seal-2



# Pneumatic accessories

Version: 06-2012



## Gaskets

### Gaskets in Fiber, Temperature up to max. 75° C



for thread	A	B	C	Article	Order-number
M5	8.0	5.1	1.0	25800	XD2.465.080 1000
G 1/8	13.0	10.0	1.5	25801	XD2.465.130 1500
G 1/4	18.0	13.2	1.5	25802	XD2.465.180 1500
G 3/8	22.0	16.8	1.5	25803	XD2.465.220 1500
G 1/2	28.0	21.0	1.5	25804	XD2.465.280 1500
G 3/4	33.0	26.5	2.0	258041	XD2.465.330 2000
G 1	38.9	33.3	2.0	258042	XD2.465.389 2000

### Gaskets in Polyamide, Temperature up to max. 80° C



for thread	A	B	C	Article	Order-number
M5	8.0	5.1	1.0	25805	XD2.468.080 1000
G 1/8	13.0	10.0	1.5	25806	XD2.468.130 1500
G 1/4	18.0	13.2	1.5	25807	XD2.468.180 1500
G 3/8	22.0	16.8	1.5	25808	XD2.468.220 1500
G 1/2	28.0	21.0	1.5	25809	XD2.468.280 1500
G 3/4	33.0	26.5	2.0	25810	XD2.468.330 2000
G 1	38.9	33.3	2.0	258101	XD2.468.389 2000

### Gaskets in Aluminium, Temperature up to max. 250° C



for thread	A	B	C	Article	Order-number
M5	8.0	5.1	1.0	25811	XD2.463.080 1000
G 1/8	13.0	10.0	1.5	25812	XD2.463.130 1500
G 1/4	18.0	13.2	1.5	25813	XD2.463.180 1500
G 3/8	22.0	16.8	1.5	25814	XD2.463.220 1500
G 1/2	28.0	21.0	1.5	25815	XD2.463.280 1500
G 3/4	33.0	26.5	2.0	25816	XD2.463.330 2000
G 1	38.9	33.3	2.0	25817	XD2.463.389 2000

### Gaskets in Copper, Temperature up to max. 250° C



for thread	A	B	C	Article	Order-number
M5	8,0	5,1	1,0	25830	XD2.460.080 1000
G 1/8	13,0	10,0	1,5	25831	XD2.460.130 1500
G 1/4	18,0	13,2	1,5	25832	XD2.460.180 1500
G 3/8	22,0	16,8	1,5	25833	XD2.460.220 1502
G 1/2	28,0	21,0	1,5	25834	XD2.460.280 1500
G 3/4	33,0	26,5	2,0	25835	XD2.460.330 2000
G 1	38,9	33,3	2,0	25836	XD2.460.389 2000

We reserve the right to make changes which are in the interest of technical progress.

© by WMA Schmidt & Bittner GmbH, Baumwaide 23, D-74360 Ilfeld-Auenstein, Tel. +49 7062 9066-0, Fax +49 7062 9066-20

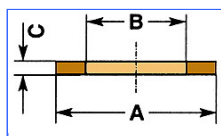
info@wma-sb.de or wma-sb@t-online.de, <http://www.wma-sb.de>

Pneumatic/Hose+seal-3



# Pneumatic accessories

Version: 06-2012



## Gaskets in Copper

Designation (in mm)	A (mm)	B (mm)	C (mm)	Order-number
18 x 12 x 1,3	18	12,0	1,3	XD2.460.1801300
20 x 14 x 1,5	20	14,0	1,5	XD2.460.2001500
24 x 16,5 x 3	24	16,5	3,0	XD2.460.2403001
24 x 18 x 3	24	18,0	3,0	XD2.460.2403000
30 x 18 x 3	30	18,0	3,0	XD2.460.3003000
34,5 x 24,2 x 3	34,5	24,2	3,0	XD2.460.3453000
35 x 26,5 x 3	35	26,0	3,0	XD2.460.3503000
39 x 22 x 1,5	39	22,0	1,5	XD2.460.3901500

## Gaskets in Teflon (PTFE), Temperature up to max. 260° C



for thread	A	B	C	Article	Order-number
M5	8.0	5.1	1.0	25840	XD2.466.080 1000
G 1/8	13.0	10.0	1.5	25841	XD2.466.130 1500
G 1/4	18.0	13.2	1.5	25842	XD2.466.180 1500
G 3/8	22.0	16.8	1.5	25843	XD2.466.220 1500
G 1/2	28.0	21.0	1.5	25844	XD2.466.280 1500
G 3/4	33.0	26.5	2.0	25845	XD2.466.330 2000
G 1	38.9	33.3	2.0	25846	XD2.466.389 2000

We reserve the right to make changes which are in the interest of technical progress.

© by WMA Schmidt & Bittner GmbH, Baumwaide 23, D-74360 Illfeld-Auenstein, Tel. +49 7062 9066-0, Fax +49 7062 9066-20

info@wma-sb.de or wma-sb@t-online.de, <http://www.wma-sb.de>

Pneumatic/Hose+seal-4